



AT-LNA-7090-2304T

70-90GHz 23dB Gain Low Noise Amplifier

E Band Low Noise Amplifier, WR-12

2022-3-15

70-90GHz, Gain=20dB, NF=4dB



Product Overview

AT-LNA-7090-2304T is a low noise amplifier operating in the 70-90GHz frequency range with super low NF=4dB. The LNA is packaged in a waveguide module using industry standard WR-12.

GaAs pHEMT MMIC technology LNA Chip is used, which ensures reliable and repeatable unit-to-unit result.

More information, please visit www.atmicrowave.com.

Advantages

- ✓ Frequency: 70-90GHz
- ✓ Gain: 23dB
- ✓ NF: 4dB
- ✓ Single Power Supply

Application

- ✓ E band Communication
- ✓ Test Equipment
- ✓ ROF (RF Over Fiber)
- ✓ Radar System

Key Features

Parameter	Min	Typical	Max
Frequency		70-90GHz	
Gain	18	23dB	
Noise Figure		4dB	6dB
Drain Supply		+5V/80mA	+8V
P1dB		+8dBm	
Psat		+10dBm	
Input Return Loss		-5dB	
Output Return Loss		-10dB	
Spec Temp		25C	





AT-LNA-7090-2304T

70-90GHz 23dB Gain Low Noise Amplifier

Mechanical Information

Item	Description
Input Port	WR-12
Output Port	WR-12
Case Material	Copper
Finish	Gold Plated
Weight (Without Heatsink)	100g
Size:	See outline

Absolute Maximum Ratings Table

Parameter	Value
Drain Supply	+8V
RF Input Power	+10dBm
Operating Temperature	0 to +50C
Storage Temperature	-65 to +150C

Notes:

1. Datasheet may be changed according to update of MMIC, Raw materials , process, and so on.
2. This data is only for reference, not for guaranteed specifications.
3. Please contact AT Microwave team to make sure you have the most current data.

Part Number Selection Guide

Item	Description
PN	Stand Module with DC Power Supply
PN-LCBT	L ow Cost, C ompact B ench- T op, +220V Supply with AC/DC Adapter



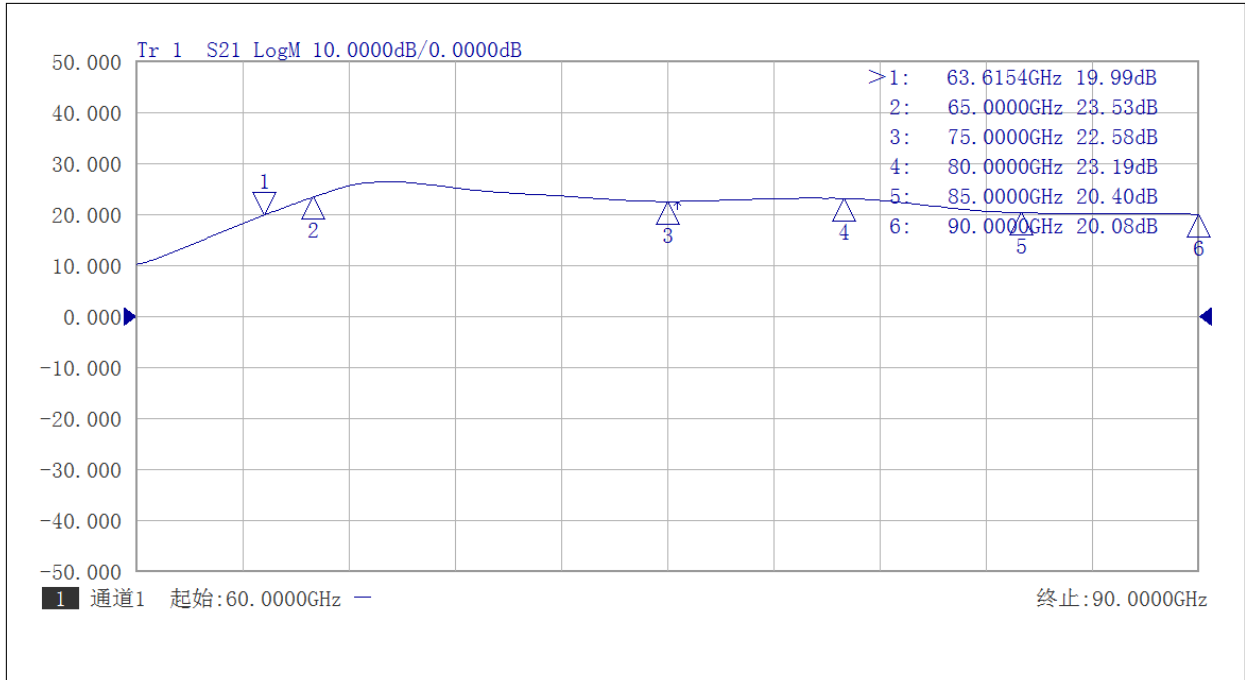


AT-LNA-7090-2304T

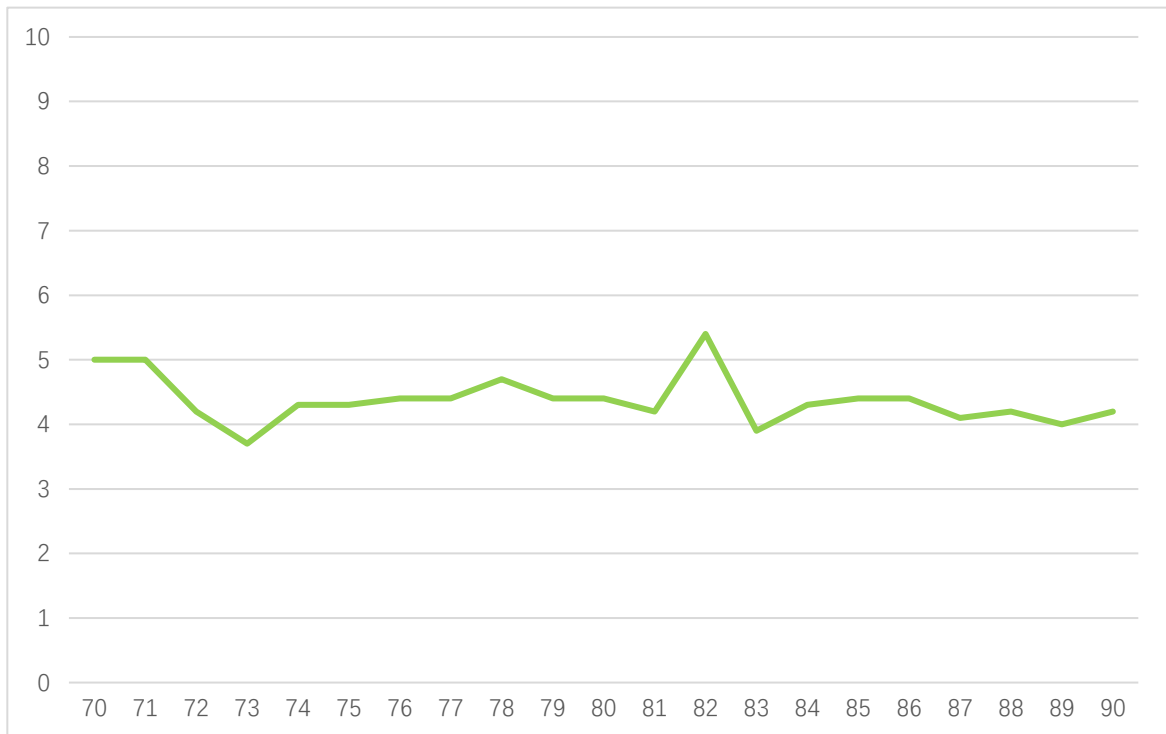
70-90GHz 23dB Gain Low Noise Amplifier

Test Data (25C)

Please note that test curves will vary slightly from unit to unit.

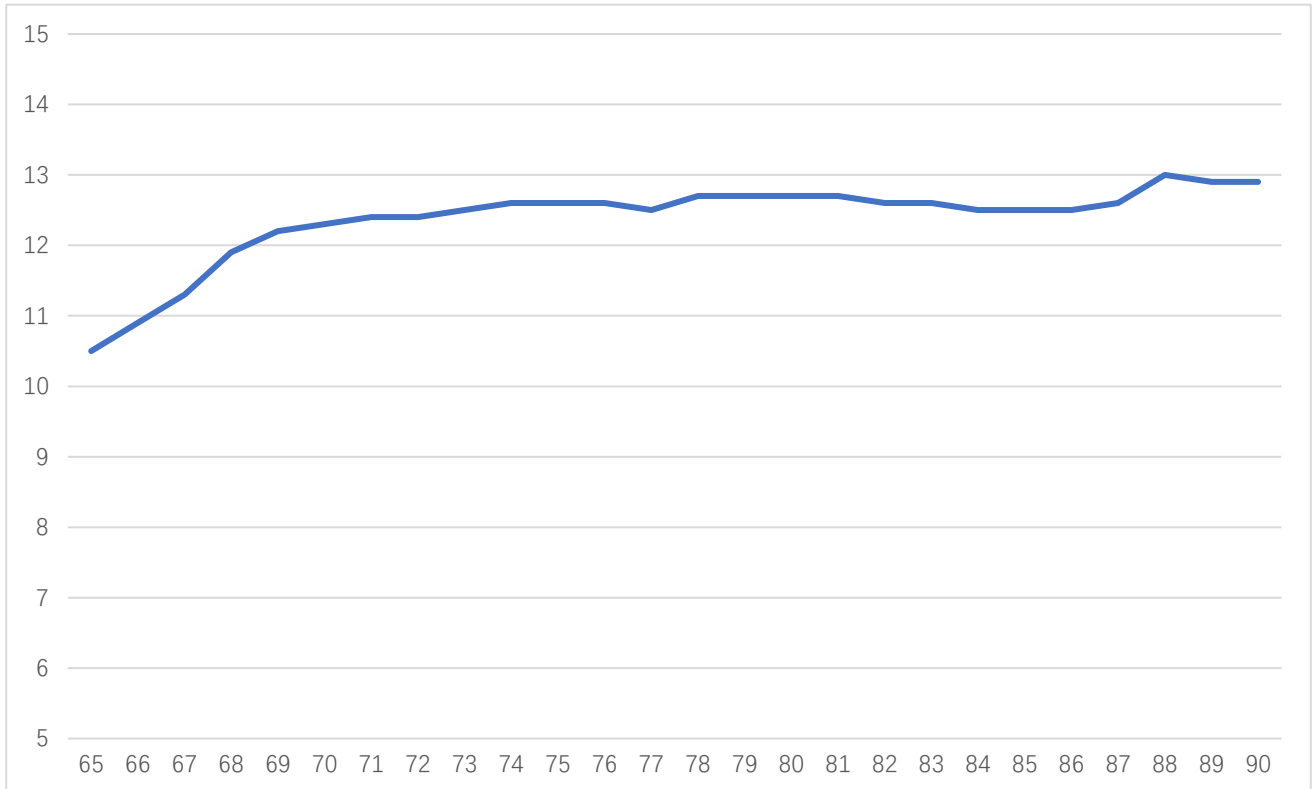


S21 Gain vs Frequency



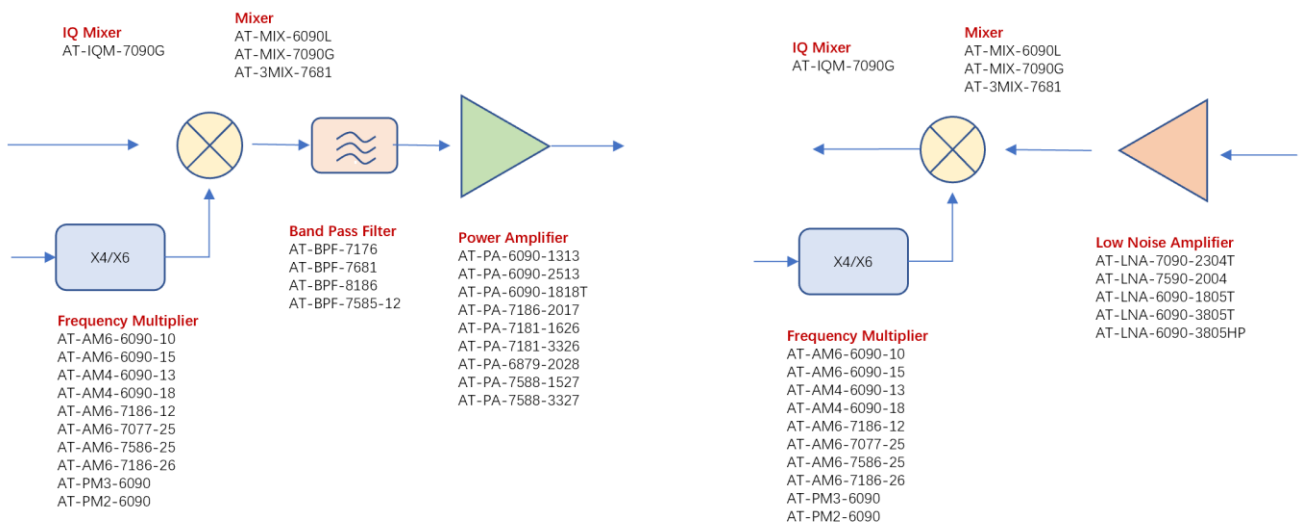
NF vs Frequency





Psat vs Frequency

E Band 60-90GHz



Dimension:

